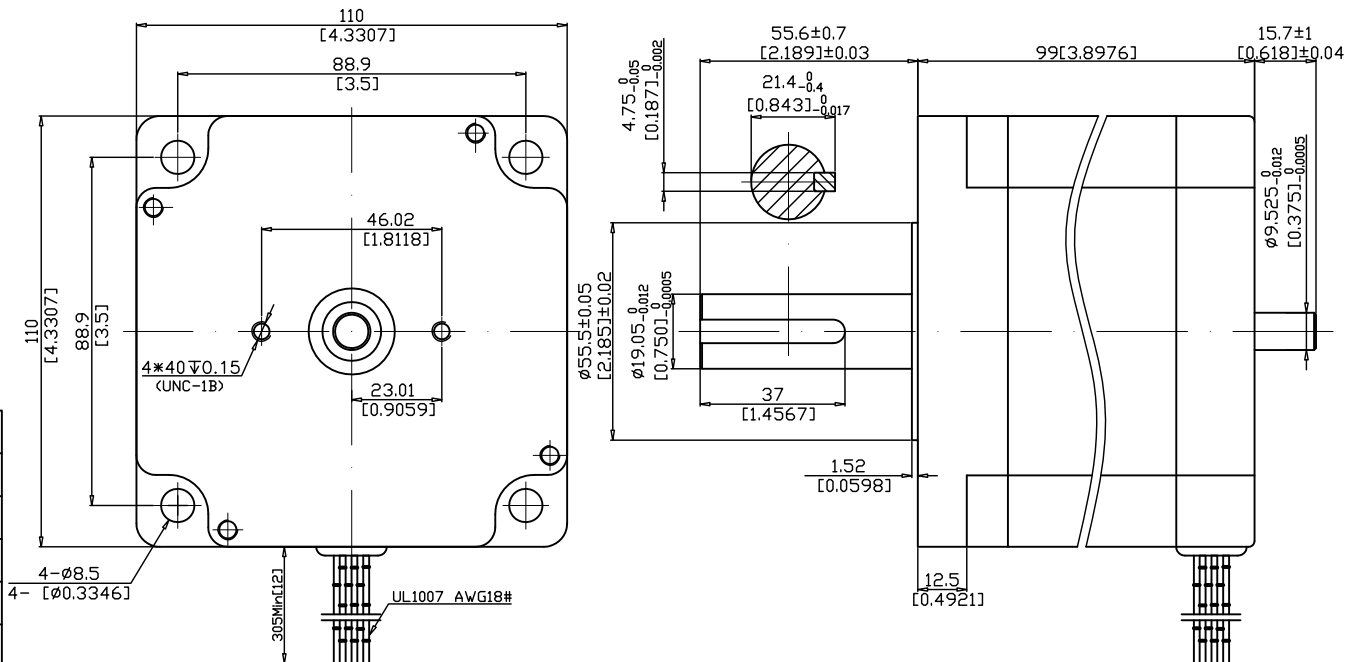
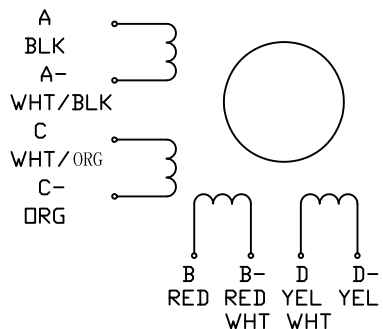


KL42H290-425-8B

Wiring Diagram

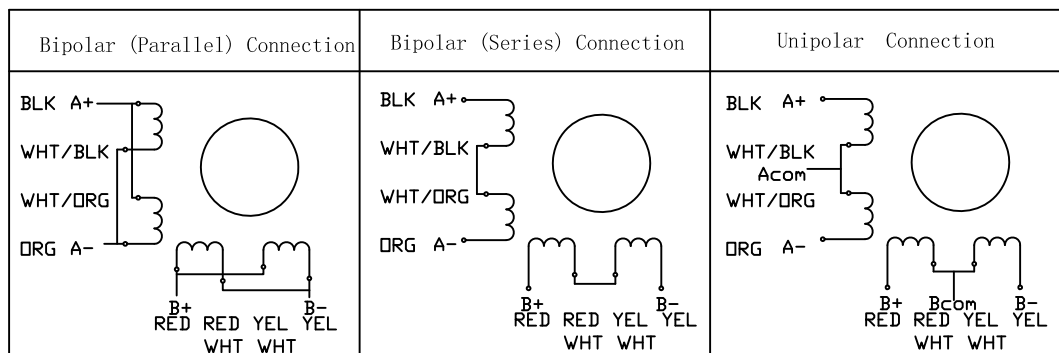


3 SPECIFICATIONS

1	Number of Phase	4
2	Step Angle	1.8° ±5%
3	Rotor Inertia	7000g • cm ²
4	Insulation Resistance	100MΩ 500VDC
5	Insulation Class	B (130℃)
6	Ambient Temperature	-20℃ to 50℃
7	Ambient Humidity	15% to 95%
8	Motor Weight	Approx 5.0 kg

	Holding Torque (2 phases on) N. m±10%	Rated Current/Phase (Amps DC)	Resistance/Phase (ohms) ±10%	Voltage/Phase (V DC)	Inductance/Phase (mH) ±20% Typical (1kHz)
Unipolar	8.0	6.0	0.57	3.42	4.2
Bipoar (Series)	11.4	4.25	1.14	4.85	16.8
Bipoar (Parallel)	11.4	8.5	0.29	2.47	4.2

◇WIRINGS CONNECTION DIAGRAM



Unit:mm
 First angle method
 Tolerances for linear and angular dimensions without individual tolerance indications
 GB/T 1804-m eqv ISO 2768-1:m
 Geometrical tolerances for features without individual tolerance indications
 GB/T 1184-k eqv ISO 2768-2:k

DESIGN					
CHECK					
TECHNOLOGY					
STANDARD			TYPE: HYBRID STEPPING MOTOR	SCALE XX	Rev. 1.0 SHEET 1 OF 1
APPROVE					

REV.	REVISION RECORD	DATE	UNLESS OTHERWISE SPECIFIDE	NAMES	SINGATURE	DATE	Model: KL42H290-425-8B
------	-----------------	------	----------------------------	-------	-----------	------	------------------------